



SANTOSH

Deemed to be University
(Established u/s 3 of the UGC Act, 1956)

STUDENT FEEDBACK FORM ON CURRICULUM 2020-21

| | 1 | 2 | 3 | 4 | 5 |
|--|---|---|---|---|---|
| Teacher covered the entire subject | | | | | |
| Teacher discussed the topic in detail | | | | | |
| Teacher has deep subject knowledge | | | | | |
| Teacher clearly communicated the concept | | | | | |
| Teacher inspired me by his subject knowledge | | | | | |
| Punctuality of the teacher | | | | | |
| Engaged the full duration of the class | | | | | |
| Teacher came with full preparation | | | | | |
| Teacher gave practical illustration | | | | | |
| Teacher encouraged student participation | | | | | |
| Teacher used modern teaching aids | | | | | |
| Teacher encouraged and valued disagreement | | | | | |
| Teacher gave real life situations | | | | | |
| Teacher was friendly and helpful | | | | | |
| Teacher conducted assessment process as scheduled | | | | | |
| Teacher conducted quiz, seminars, assignments, presentations | | | | | |
| Teacher is fair enough and unbiased | | | | | |
| Overall rating of the teacher | | | | | |



SANTOSH

Deemed to be University
(Established u/s 3 of the UGC Act, 1956)

ANALYSIS OF STUDENT FEEDBACK FORM ON CURRICULUM 2021-22

N= 808

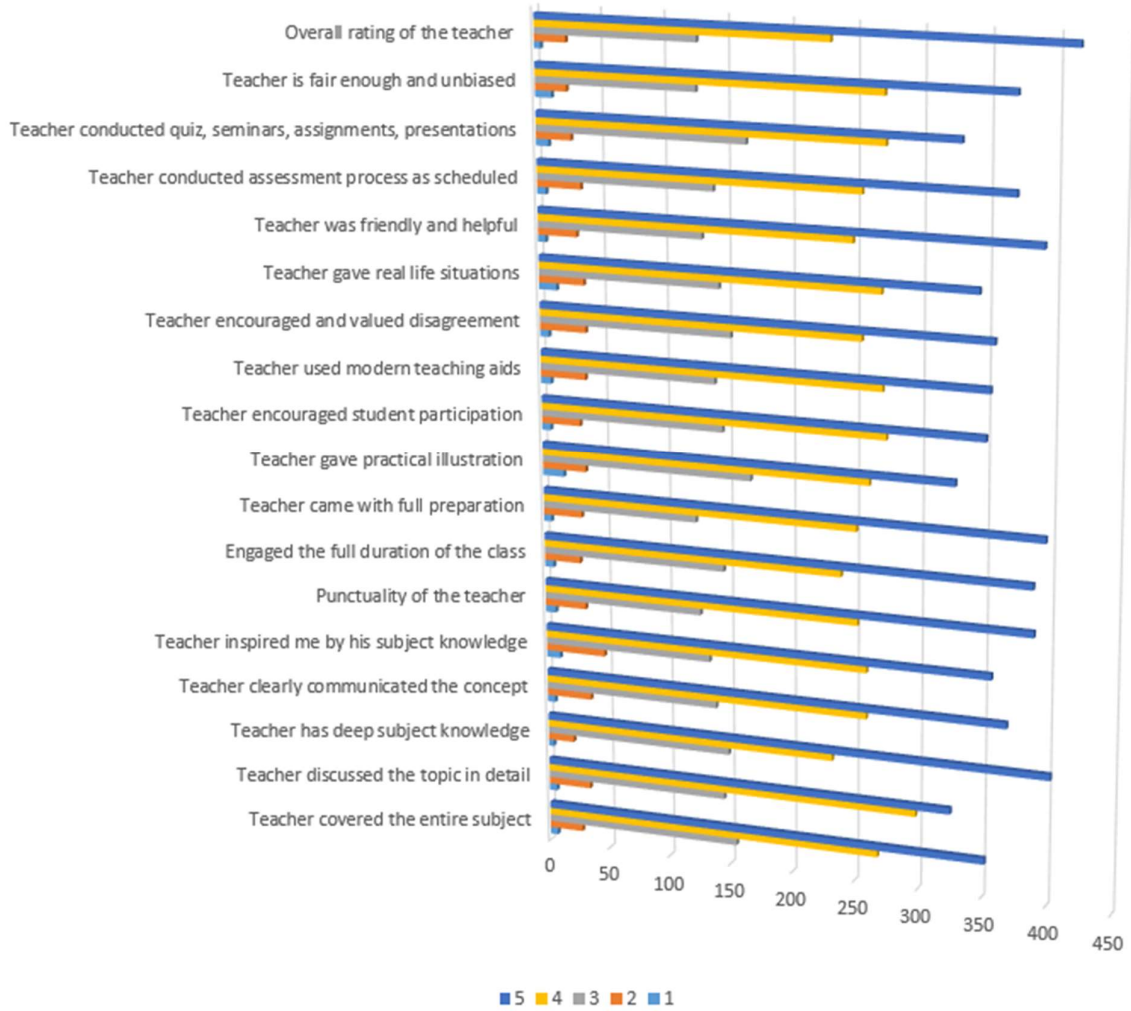
| | 1 | 2 | 3 | 4 | 5 |
|--|---------------|---------------|-----------------|-----------------|-----------------|
| Teacher covered the entire subject | 6 (0.74%) | 27 (3.34%) | 155 (19.18%) | 268 (33.16%) | 352 (43.56%) |
| Teacher discussed the topic in detail | 6 (0.74%) | 34 (4.20%) | 145 (17.94%) | 298 (36.88%) | 325 (40.22%) |
| Teacher has deep subject knowledge | 4 (0.49%) | 21 (2.59%) | 149 (18.44%) | 232 (28.71%) | 402 (49.75%) |
| Teacher clearly communicated the concept | 6 (0.74%) | 36 (4.45%) | 139 (17.20%) | 259 (32.05%) | 368 (45.54%) |
| Teacher inspired me by his subject knowledge | 11 (1.36%) | 48 (5.94%) | 134 (16.58%) | 259 (32.05%) | 356 (44.05%) |
| Punctuality of the teacher | 8 (0.99%) | 33 (4.08%) | 127 (15.71%) | 252 (31.18%) | 388 (48.01%) |
| Engaged the full duration of the class | 7 (0.86%) | 29 (3.58%) | 146 (18.06%) | 239 (29.57%) | 387 (47.89%) |
| Teacher came with full preparation | 6 (0.74%) | 31 (3.83%) | 124 (15.34%) | 251 (31.06%) | 396 (49.00%) |
| Teacher gave practical illustration | 17 (2.10%) | 35 (4.33%) | 168 (20.79%) | 261 (32.30%) | 327 (40.47%) |
| Teacher encouraged student participation | 7 (0.86%) | 31 (3.83%) | 146 (18.06%) | 274 (33.91%) | 350 (43.31%) |
| Teacher used modern teaching aids | 8 (0.99%) | 36 (4.45%) | 140 (17.32%) | 271 (33.53%) | 353 (43.68%) |
| Teacher encouraged and valued disagreement | 7 (0.86%) | 37 (4.57%) | 153 (18.93%) | 255 (31.55%) | 356 (44.05%) |
| Teacher gave real life situations | 14 (1.73%) | 36 (4.45%) | 144 (17.82%) | 270 (33.41%) | 344 (43.57%) |
| Teacher was friendly and helpful | 6 (0.74%) | 31 (3.83%) | 131 (16.21%) | 248 (30.69%) | 392 (48.51%) |
| Teacher conducted assessment process as scheduled | 7 (0.86%) | 35 (4.33%) | 140 (17.32%) | 255 (31.55%) | 371 (45.91%) |
| Teacher conducted quiz, seminars, assignments, presentations | 10 (1.23%) | 28 (3.46%) | 166 (20.54%) | 273 (33.78%) | 330 (40.84%) |
| Teacher is fair enough and unbiased | 13 (1.60%) | 25 (3.09%) | 127 (15.71%) | 272 (33.66%) | 371 (45.91%) |
| Overall rating of the teacher | 5 (0.61%) | 25 (3.09%) | 128 (15.84%) | 231 (28.58%) | 416 (51.48%) |



SANTOSH

Deemed to be University
(Established u/s 3 of the UGC Act, 1956)

ANALYSIS OF STUDENT FEEDBACK FORM ON CURRICULUM 2020-21
N= 808





SANTOSH

Deemed to be University
(Established u/s 3 of the UGC Act, 1956)

TEACHERS FEEDBACK FORM ON CURRICULUM 2020-21

N= 76

| | 1 | 2 | 3 | 4 | 5 |
|---|----------|----------|----------|----------|----------|
| Syllabus is suitable to the course | | | | | |
| Aims and objectives of the syllabi are well defined and clear to teachers and students | | | | | |
| Course content is followed by corresponding reference materials | | | | | |
| Sufficient number of prescribed books are available in the library | | | | | |
| The course/ syllabus has good balance between theory and application | | | | | |
| The books prescribed/listed as reference materials are relevant, updated and appropriate | | | | | |
| Infrastructural facilities, such as teacher's room/carrels, classrooms, reading rooms and toilets are available in the department | | | | | |
| Tests and examinations are conducted well in time with proper coverage of all units in syllabus | | | | | |
| The university provides adequate and smooth support for projects and research facilities | | | | | |
| The university provides adequate funding and support to faculty members for upgrading their skills and qualification | | | | | |
| The curriculum provides opportunity for the conducting research and project related activities | | | | | |
| Provision for professional development are non discriminatory and fair | | | | | |



SANTOSH

Deemed to be University
(Established u/s 3 of the UGC Act, 1956)

ANALYSIS OF TEACHERS FEEDBACK FORM ON CURRICULUM 2020-21

N= 76

| | 1 | 2 | 3 | 4 | 5 |
|---|----------------|--------------|----------------|----------------|----------------|
| Syllabus is suitable to the course | 0 (0%) | 1 (1.31%) | 1 (1.31%) | 41 (53.94%) | 33 (43.42%) |
| Aims and objectives of the syllabi are well defined and clear to teachers and students | 0 (0%) | 0 (0%) | 3 (3.94%) | 35 (46.05%) | 38 (50.00%) |
| Course content is followed by corresponding reference materials | 0 (0%) | 0 (0%) | 5 (6.57%) | 31 (40.78%) | 40 (52.63%) |
| Sufficient number of prescribed books are available in the library | 2 (2.63%) | 6 (7.89%) | 9 (11.84%) | 38 (50.00%) | 21 (27.63%) |
| The course/ syllabus has good balance between theory and application | 0 (0%) | 2 (2.63%) | 11 (14.47%) | 39 (51.31%) | 24 (31.57%) |
| The books prescribed/listed as reference materials are relevant, updated and appropriate | 1 (1.31%) | 1 (1.31%) | 6 (7.89%) | 38 (50.00%) | 30 (39.47%) |
| Infrastructural facilities, such as teacher's room/carrels, classrooms, reading rooms and toilets are available in the department | 11 (14.47%) | 5 (6.57%) | 8 (10.52%) | 33 (43.42%) | 19 (25.00%) |
| Tests and examinations are conducted well in time with proper coverage of all units in syllabus | 1 (1.31%) | 0 (0%) | 7 (9.21%) | 27 (35.52%) | 41 (53.94%) |
| The university provides adequate and smooth support for projects and research facilities | 3 (3.94%) | 1 (1.31%) | 4 (5.26%) | 41 (53.94%) | 27 (35.52%) |
| The university provides adequate funding and support to faculty members for upgrading their skills and qualification | 3 (3.94%) | 0 (0%) | 16 (21.05%) | 32 (42.10%) | 25 (32.89%) |
| The curriculum provides opportunity for the conducting research and project related activities | 2 (2.63%) | 1 (1.31%) | 7 (9.21%) | 42 (55.26%) | 24 (31.57%) |
| Provision for professional development are non discriminatory and fair | 1 (1.31%) | 0 (0%) | 10 (13.15%) | 36 (47.36%) | 29 (38.15%) |



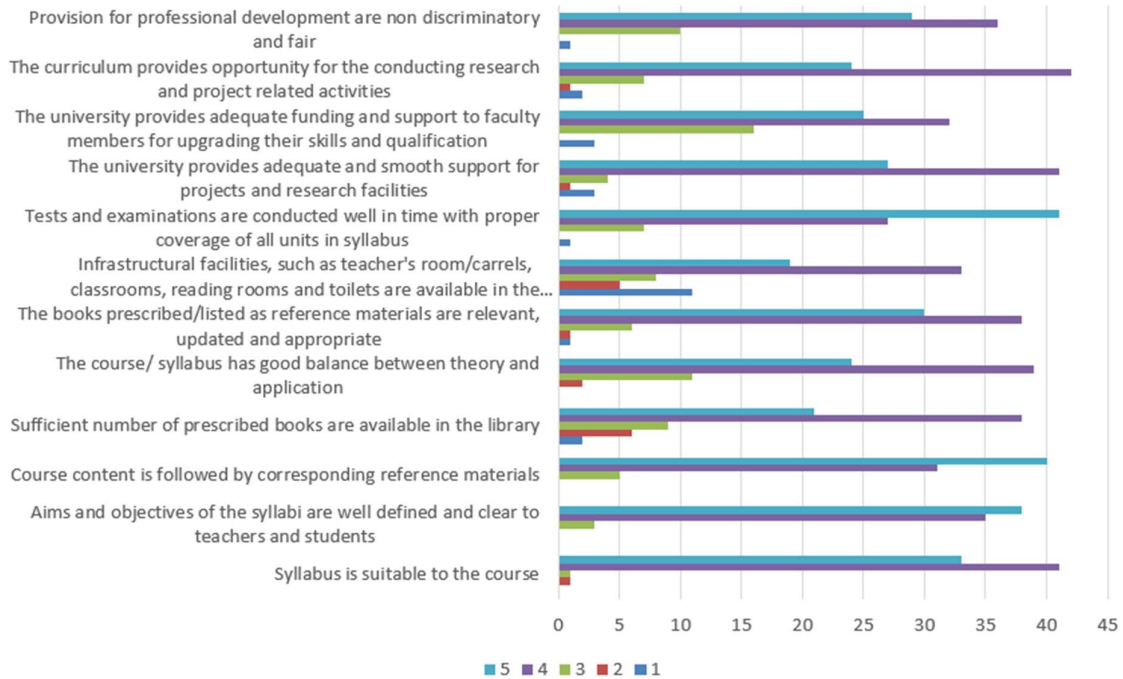
SANTOSH

Deemed to be University

(Established u/s 3 of the UGC Act, 1956)

ANALYSIS OF TEACHERS FEEDBACK FORM ON CURRICULUM 2020-21

N= 76





SANTOSH

Deemed to be University
(Established u/s 3 of the UGC Act, 1956)

ALUMNI FEEDBACK FORM 2020-21

| | 1 | 2 | 3 | 4 | 5 |
|--|---|---|---|---|---|
| Campus environment | | | | | |
| Quality of faculty | | | | | |
| Teaching standards of the Institution | | | | | |
| Quality of Laboratory training offered | | | | | |
| Use of ICT by Faculty | | | | | |
| Placement efforts of the University | | | | | |
| Office Staff | | | | | |
| How would you rate your Institution? | | | | | |



SANTOSH

Deemed to be University

(Established u/s 3 of the UGC Act, 1956)

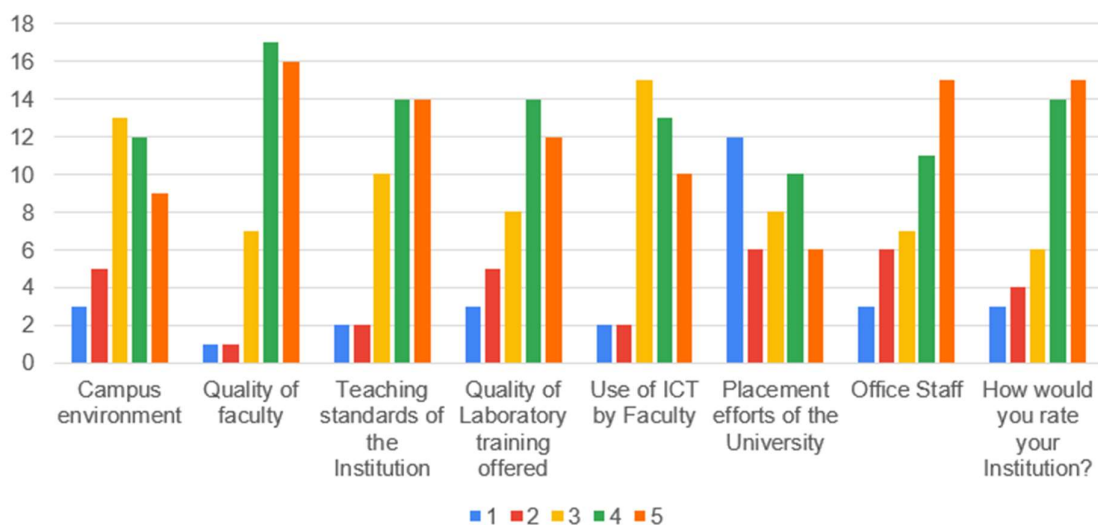
ANALYSIS OF ALUMNI FEEDBACK FORM 2020-21

N=42

| | 1 | 2 | 3 | 4 | 5 |
|--|----------------|---------------|----------------|----------------|----------------|
| Campus environment | 3 (7.14%) | 5 (11.90%) | 13 (30.95%) | 12 (28.57%) | 9 (21.42%) |
| Quality of faculty | 1 (2.38%) | 1 (2.38%) | 7 (16.66%) | 17 (40.47%) | 16 (38.09%) |
| Teaching standards of the Institution | 2 (4.76%) | 2 (4.76%) | 10 (23.80%) | 14 (19.44%) | 14 (19.44%) |
| Quality of Laboratory training offered | 3 (7.14%) | 5 (11.90%) | 8 (19.04%) | 14 (19.44%) | 12 (28.57%) |
| Use of ICT by Faculty | 2 (4.76%) | 2 (4.76%) | 15 (35.71%) | 13 (30.95%) | 10 (23.80%) |
| Placement efforts of the University | 12 (28.57%) | 6 (14.28%) | 8 (19.04%) | 10 (23.80%) | 6 (14.28%) |
| Office Staff | 3 (7.14%) | 6 (14.28%) | 7 (16.66%) | 11 (26.19%) | 15 (35.71%) |
| How would you rate your Institution? | 3 (7.14%) | 4 (9.52%) | 6 (14.28%) | 14 (19.44%) | 15 (35.71%) |

ANALYSIS OF ALUMNI FEEDBACK FORM 2020-21

N=42





SANTOSH

Deemed to be University
(Established u/s 3 of the UGC Act, 1956)

EMPLOYERS FEEDBACK FORM 2020-21

| | 1 | 2 | 3 | 4 | 5 |
|---|----------|----------|----------|----------|----------|
| Has acquired adequate knowledge | | | | | |
| Possess technical skills | | | | | |
| Interpersonal skills of the Alumni | | | | | |
| Level of motivation to pursue life long learning | | | | | |
| Interpersonal Communication Skill to work in a team | | | | | |
| Aware of ethics & professional responsibilities. | | | | | |



ANALYSIS OF EMPLOYERS FEEDBACK FORM 2020-21

N=4

| | 1 | 2 | 3 | 4 | 5 |
|---|-----------|-----------|------------|------------|------------|
| Has acquired adequate knowledge | 0 (0%) | 0 (0%) | 1 (25%) | 2 (50%) | 1 (25%) |
| Possess technical skills | 0 (0%) | 0 (0%) | 1 (25%) | 2 (50%) | 1 (25%) |
| Interpersonal skills of the Alumni | 0 (0%) | 0 (0%) | 1 (25%) | 2 (50%) | 1 (25%) |
| Level of motivation to pursue life long learning | 0 (0%) | 0 (0%) | 1 (25%) | 2 (50%) | 1 (25%) |
| Interpersonal Communication Skill to work in a team | 0 (0%) | 0 (0%) | 1 (25%) | 2 (50%) | 1 (25%) |
| Aware of ethics & professional responsibilities. | 0 (0%) | 0 (0%) | 1 (25%) | 2 (50%) | 1 (25%) |

ANALYSIS OF EMPLOYERS FEEDBACK FORM 2020-21
N=4

