

# SANTOSH

Deemed to be University



**4.2.2 Describe the adequacy of both outpatients and inpatients in the teaching hospital during the last five years vis-a-vis the number of students trained and programmes offered**



# SANTOSH


**Deemed to be University**  
(Established u/s 3 of the UGC Act, 1956)

## Year-wise outpatient and inpatient statistics

S. No	Particular	Page No.
1.	Inpatient (IPD) Census - Medical	1
2.	Outpatient (OPD) Census - Medical	2
3.	Outpatient (OPD) Census - Dental	3

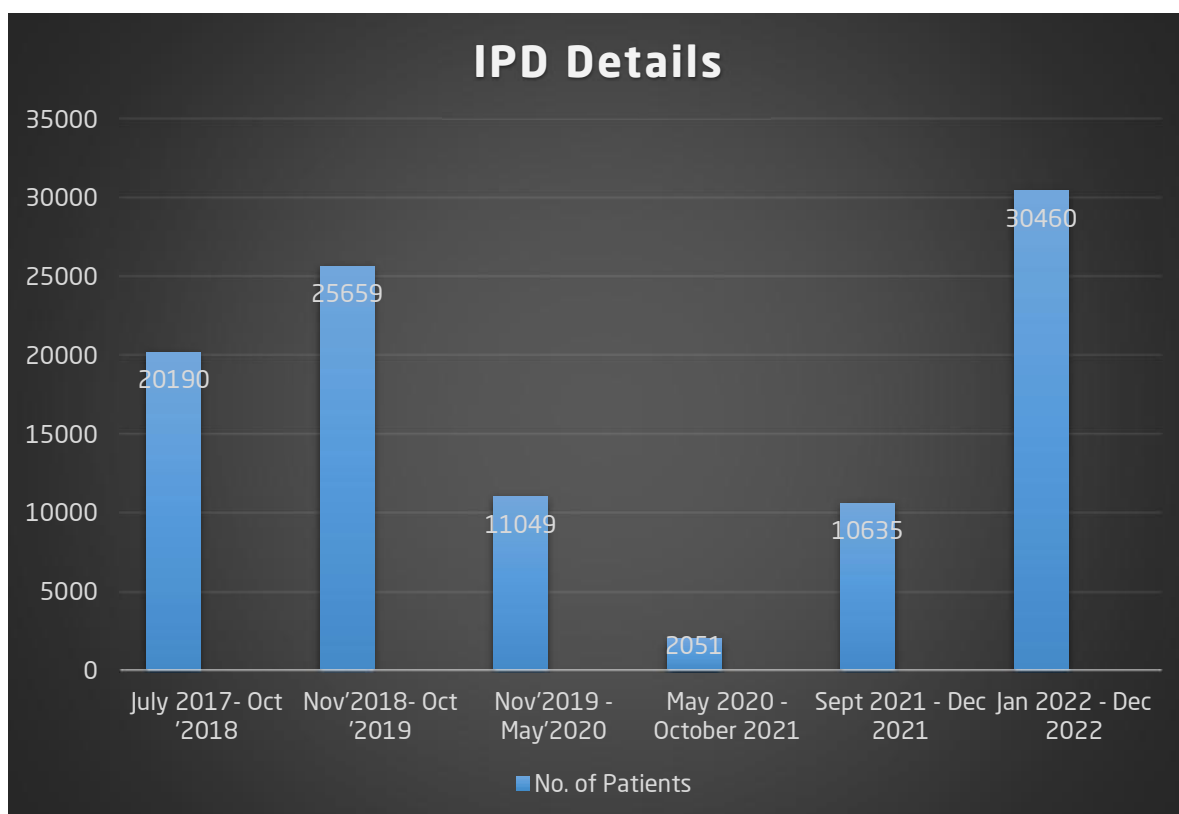
*Alpa*


SANTOSH DEEMED TO BE UNIVERSITY  
REGISTRAR  
GHAZIABAD, NCR DELHI



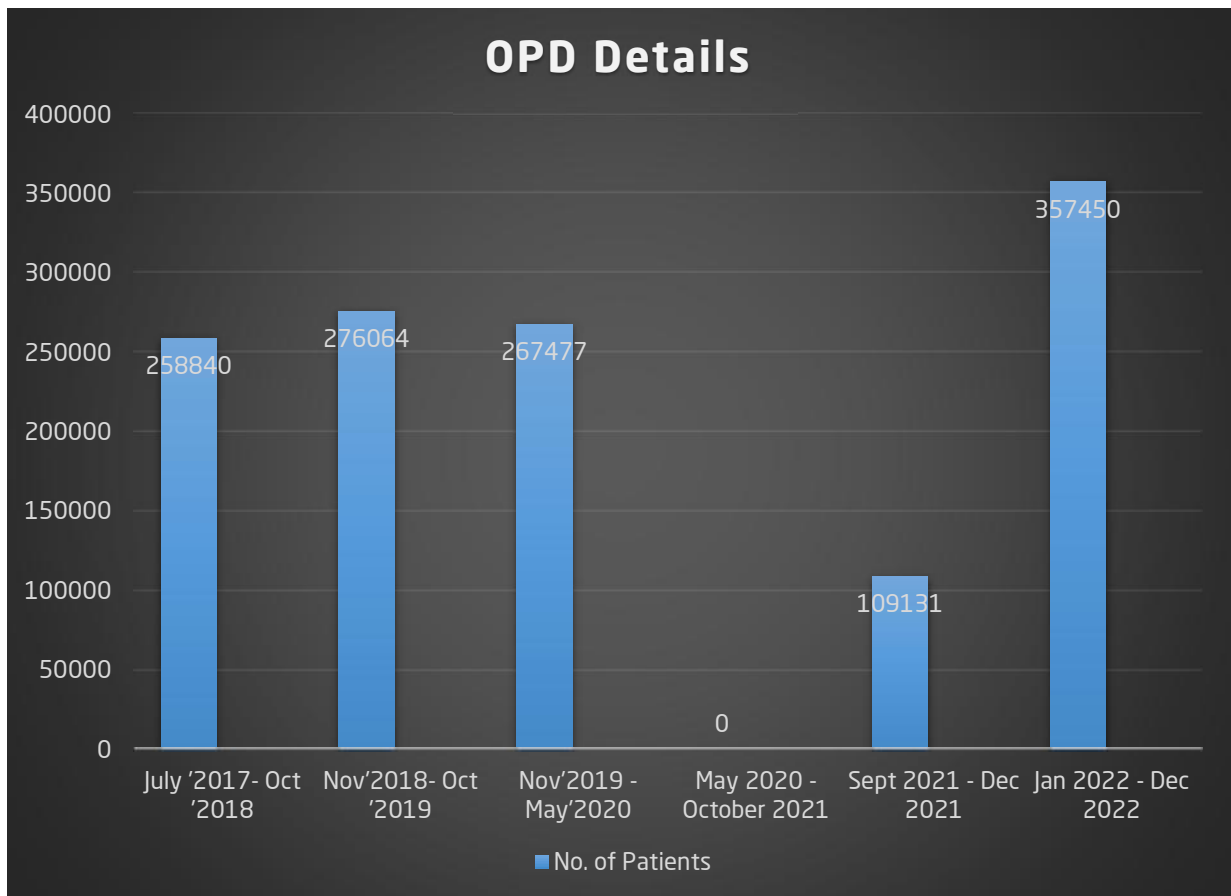
**SANTOSH MEDICAL & DENTAL COLLEGE HOSPITAL GZB  
DEPARTMENT WISE IPD CENSUS (Nov 2016 - Dec 2022)**

DEPARTMENT	July 2017- Oct '2018	Nov'2018- Oct '2019	Nov'2019 - May'2020	May 2020 - October 2021	Sept 2021 - Dec 2021	Jan 2022 - Dec 2022	TOTAL
<b>General Medicine</b>	3257	4278	2696		1855	4257	<b>16343</b>
<b>Paediatrics</b>	2230	2644	1432		897	3258	<b>10461</b>
<b>Pulmonary Medicine</b>	1094	1487	587		660	1883	<b>5711</b>
<b>Dermatology</b>	796	1288	269		455	1178	<b>3986</b>
<b>Psychiatry</b>	947	1239	394		449	1046	<b>4075</b>
<b>General Surgery</b>	2526	3062	1583		1550	3461	<b>12182</b>
<b>Orthopaedics</b>	1660	2217	709		897	2904	<b>8387</b>
<b>Ophthalmology</b>	2660	3191	917		1320	4956	<b>13044</b>
<b>ENT</b>	1528	2147	561		1210	4481	<b>9927</b>
<b>Obstetrics &amp; Gynaecology</b>	3114	3806	1874		1305	2871	<b>12970</b>
<b>Dental</b>	378	300	27		37	165	<b>907</b>
<b>TOTAL</b>	<b>20190</b>	<b>25659</b>	<b>11049</b>	<b>2051</b>	<b>10635</b>	<b>30460</b>	<b>100044</b>





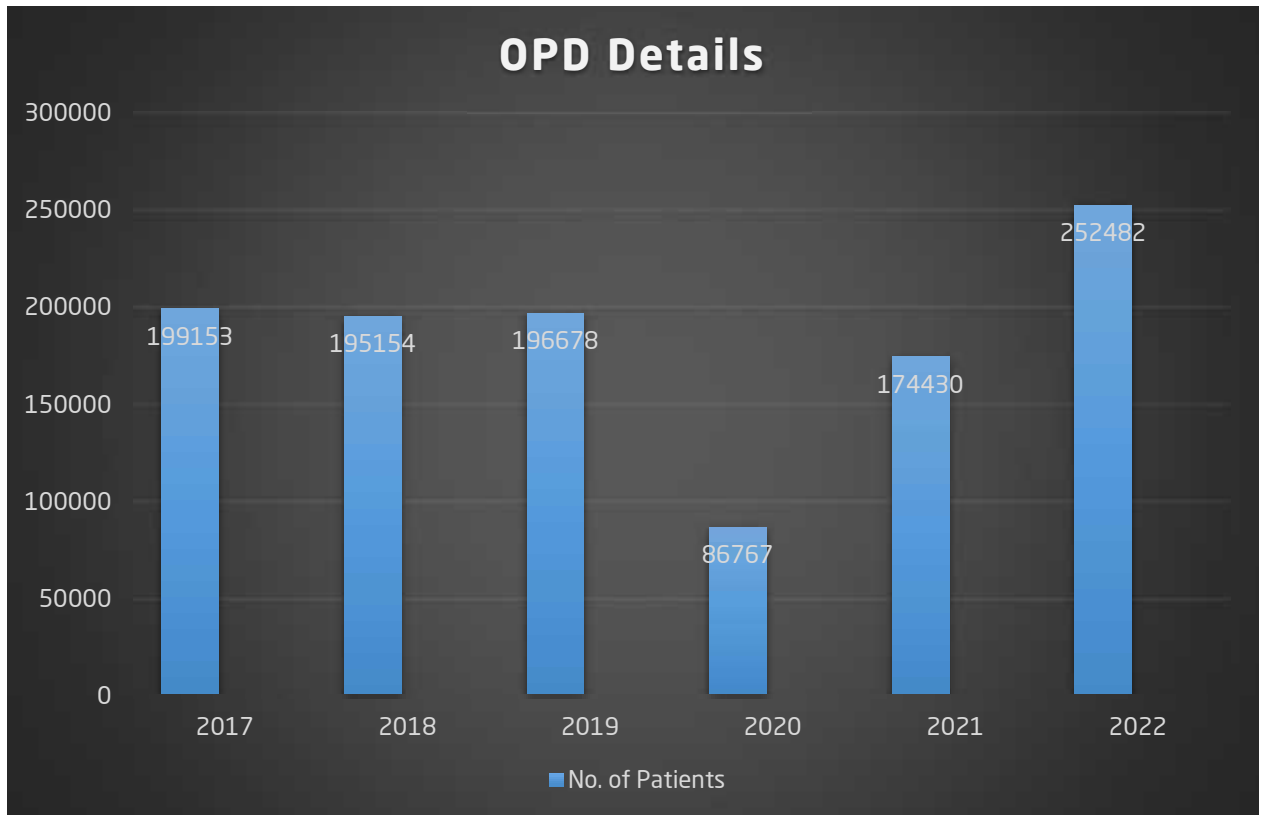
DEPARTMENT WISE OPD DATA (2015-Dec '2022)						
	July '2017- Oct '2018	Nov'2018- Oct '2019	Nov'2019 - May'2020	May 2020 - October 2021	Sept 2021 - Dec 2021	Jan 2022 - Dec 2022
No. of Patients	258840	276064	267477	0	109131	357450





**SANTOSH**  
DENTAL COLLEGE & HOSPITAL

<b>SANTOSH DENTAL COLLEGE HOSPITAL</b>						
<b>DEPARTMENT WISE OPD DATA (2017- 2022)</b>						
DEPARTMENT	2017	2018	2019	2020	2021	2022
Oral medicine and radiology	94,227	89,865	84,892	25,859	71,085	1,08,339
Oral and maxillofacial surgery	21,840	23,088	24,336	10,867	14,546	31,824
Prosthodontics	1427	2342	10,570	6218	10,409	21,147
Periodontics	21,031	18,221	17,181	13,296	18,071	18059
Oral pathology	3786	3612	2310	1513	1760	1776
Public health dentistry	8613	9280	9570	6320	9784	9540
Conservative dentistry	20,854	20,677	19,845	9602	21,000	32,700
Orthodontics	15,208	15,561	15,856	3024	15,987	15,895
Pedodontics	12,167	12,508	12,118	10,068	11,788	13,202
<b>TOTAL</b>	<b>1,99,153</b>	<b>1,95,154</b>	<b>1,96,678</b>	<b>86,767</b>	<b>1,74,430</b>	<b>2,52,482</b>



# **SANTOSH**

**Deemed to be University**