

SANTOSH

Deemed to be University



4.2.1 Teaching Hospital/s, Equipments, Laboratory and clinical teaching-learning facilities including equipment as per the norms of the respective Regulatory Bodies.



SANTOSH

Deemed to be University
(Established u/s 3 of the UGC Act, 1956)

FACILITIES AVAILABLE FOR PATIENT CARE, TEACHING- LEARNING AND RESEARCH

S.No	Name of the Facility	Page No
1.	Emergency	1
2.	Triage	2
3.	ICU	3
4.	Blood Bank	5
5.	Central Lab	7
6.	Pharmacy	7
7.	Major OT & Minor OT	8
8.	General Medicine	9
9.	Pediatrics	11
10.	Respiratory Medicine	13
11.	Dermatology	14
12.	Psychiatry	15
13.	Surgery	16
14.	Orthopedics	18
15.	Ophthalmology	20
16.	Otorhinolaryngology	22
17.	Obstetrics & Gynecology	27
18.	Anesthesiology	30
19.	Radiology	32
20.	Emergency Medicine	34
21.	Prosthodontics	36
22.	Conservative Dentistry	38
23.	Oral Pathology & Microbiology	39
24.	Oral Maxillofacial Surgery	40
25.	Periodontology	43
26.	Orthodontics	44
27.	Pedodontics	45
28.	Oral Medicine & Radiology	47
29.	Public Health Dentistry	49
30.	Conscious Sedation Facility	51
31.	Mobile Dental Clinic	52
32.	Ambulance	52
33.	Patient Care	53
34.	Teaching Learning	55
35.	Research	56



EMERGENCY

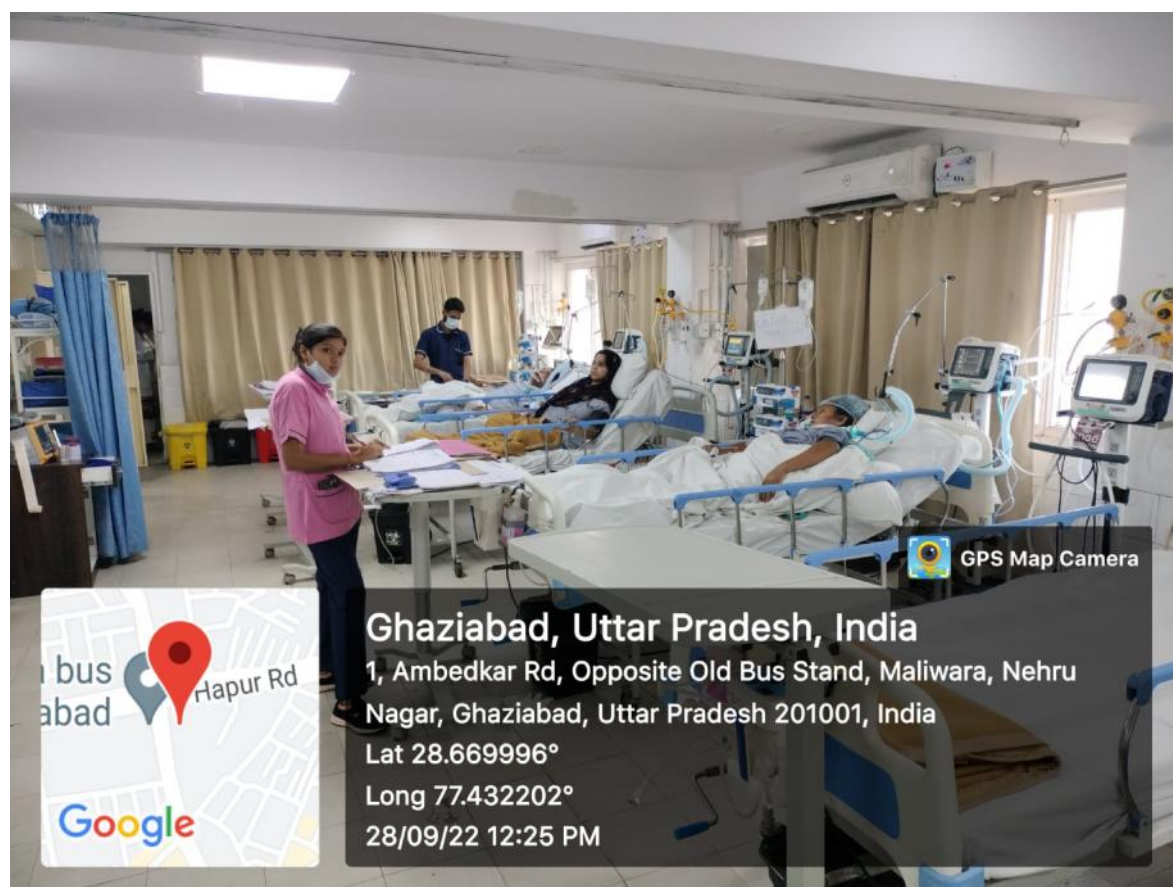


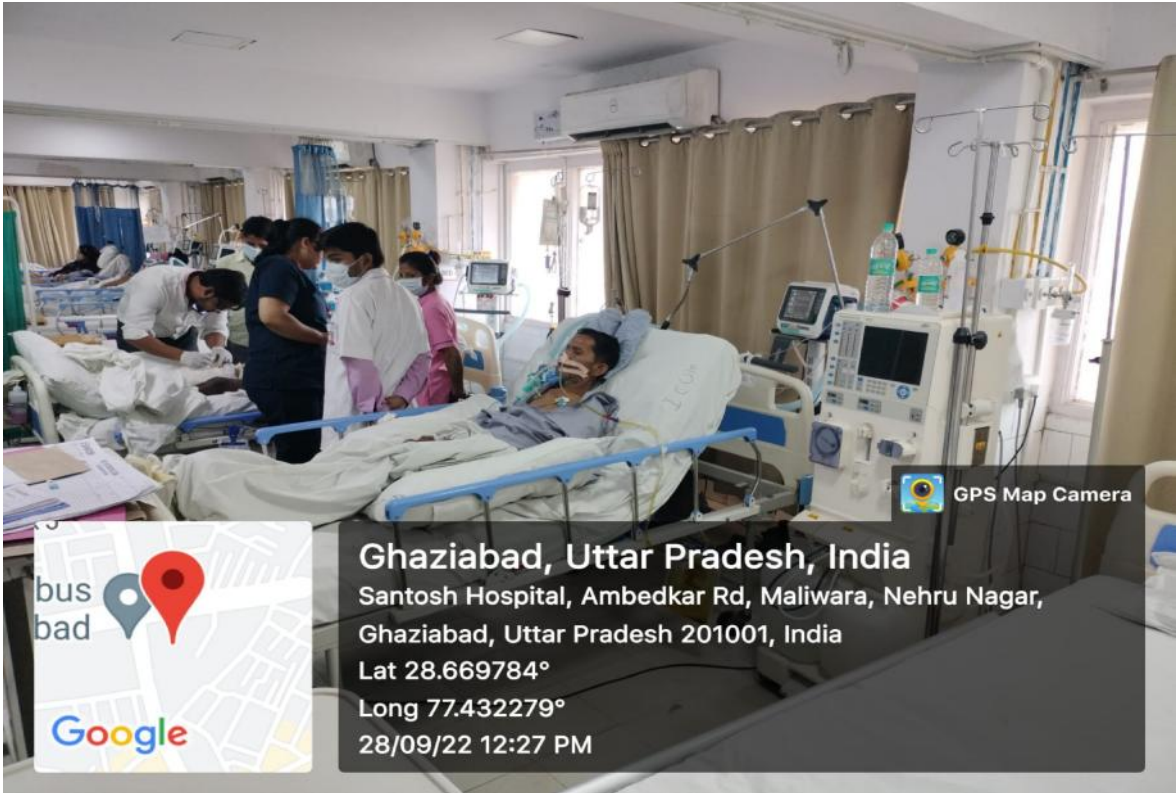
TRIAGE



ICU

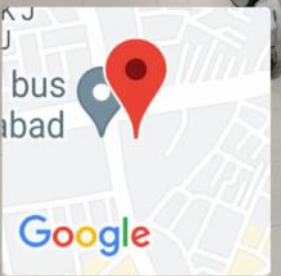
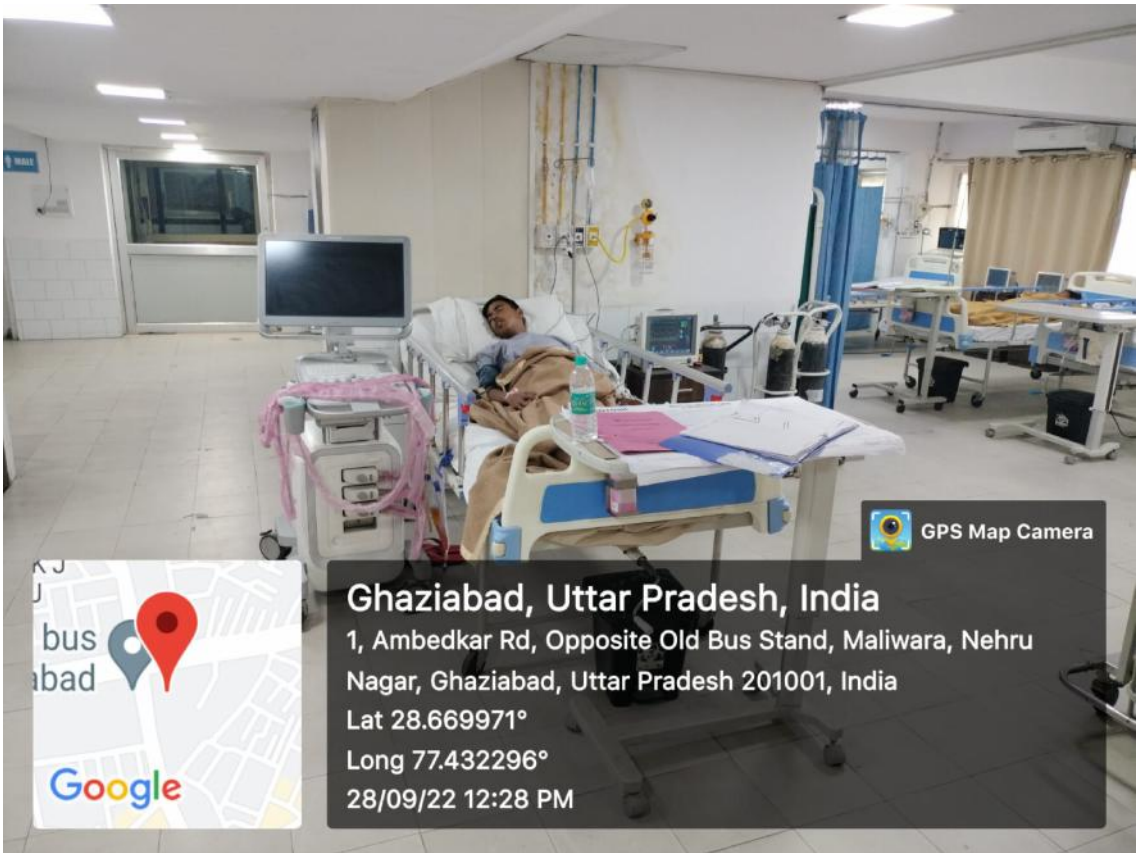
LIST OF EQUIPMENTS IN ICU	
S.NO.	NAME OF ITEM
1	Dvt Pump
2	Syringe Pump
3	Infusion Pump
4	Cardiac Monitor
5	Ventilator
6	Bipap Machine
7	Abg Machine
8	Ecg Macine
9	Usg Machine With Cardiac Probe
10	Bair Hugger
11	Fluid Warmer
12	Xray Machine
13	Glucometer
14	Air Mattres
15	Central Monitoring System





Ghaziabad, Uttar Pradesh, India
Santosh Hospital, Ambedkar Rd, Maliwara, Nehru Nagar,
Ghaziabad, Uttar Pradesh 201001, India
Lat 28.669784°
Long 77.432279°
28/09/22 12:27 PM

GPS Map Camera



Ghaziabad, Uttar Pradesh, India
1, Ambedkar Rd, Opposite Old Bus Stand, Maliwara, Nehru
Nagar, Ghaziabad, Uttar Pradesh 201001, India
Lat 28.669971°
Long 77.432296°
28/09/22 12:28 PM

GPS Map Camera

BLOOD BANK

Sr No	Equipment Name
1	Blood Bank Refrigerator (2-6C)
2	Deep Freezer (-40 C)
3	Refrigerated Centrifuge
4	Blood Bank Refrigerator (2-6C)
5	Deep Freezer (-80 C)
6	Platelet Agitator and Incubator
7	Plasma Thawing water bath
8	Blood Collection Monitor
9	Tube Sealer
10	Centrifuge Bucket Equalizer
11	Donor Couch
12	Binocular Microscope
13	Plasma Expressor
14	Weighing Machine
15	Centrifuge
16	Autoclave Vertical
17	Bacterological Incubator
18	Laminar Air Flow
19	Refrigrator For Reagents
20	Hb Analyzer
21	Calorimeter
22	Weighing Machine Digital
23	PH meter
24	Elisa Washer
25	Elisa Reader
26	Hygrometer
27	Hygrometer
28	Hygrometer
29	Digital Bp Appartus
30	Digital Thermometer
31	Micropipette 8 Channel
32	MICROPIPETTE 100ml-1000ml
33	MICROPIPETTE 5ml-50ml
34	Needle Destroyer
35	B.P Instrument
36	B.P Instrument
37	Centrifuge
38	Centrifuge
39	ID Gel Card Centrifuge
40	ID Gel Card Incubator
41	Blood Bank Refrigerator
42	Blood Bank Refrigerator

43	Blood Bank Refrigerator
44	Deep Freezer
45	Donor Couch
46	Donor Couch
47	Blood Collection Monitor
48	Spectra Optia
49	Tube Sealer
50	Tube Sealer
51	Portable Sealer
52	Platelet Incubator/ Agitator
53	IH 500 Fully Automated Immunohematology Analyzer



CENTRAL LABORATORY



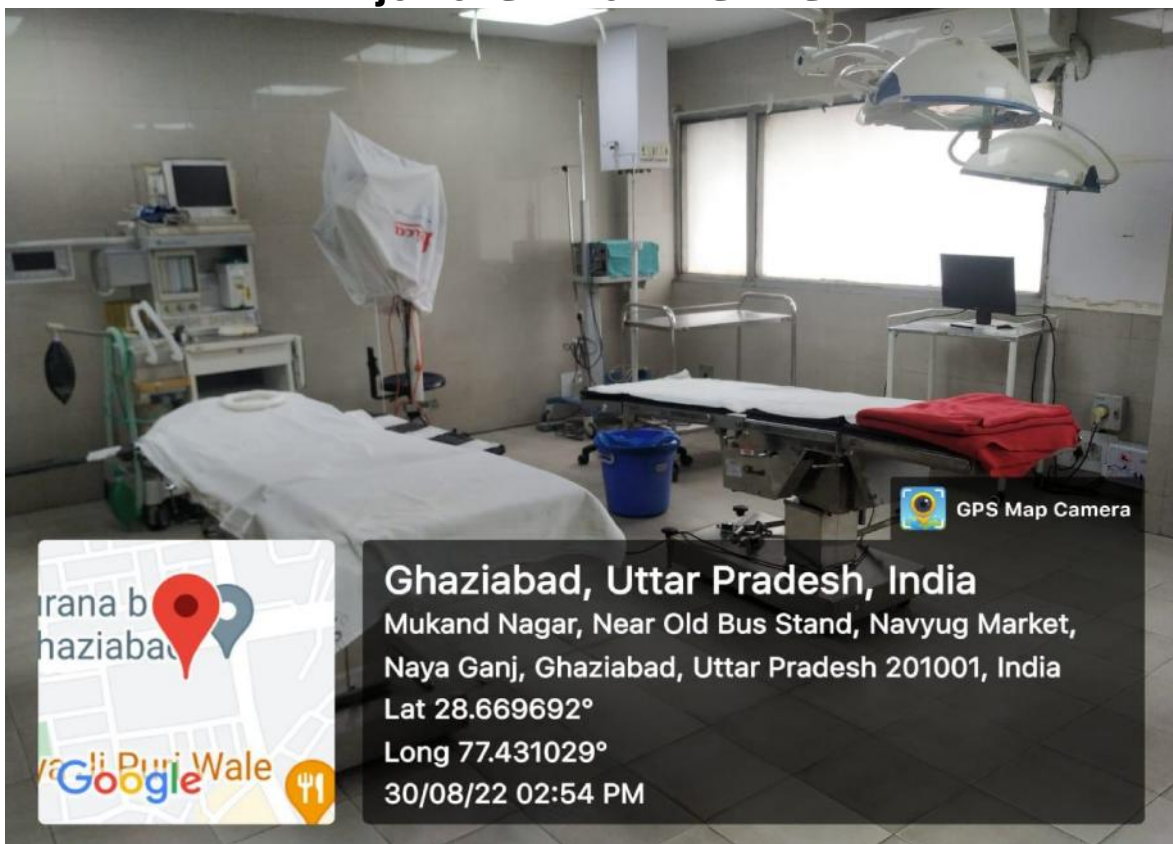
PHARMACY



MINOR OPERATION THEATRE



MAJOR OPERATION THEATRE



MEDICINE

S.No.	NAME OF THE ITEMS
1	B.P. Apparatus (Mercury containing instruments should be replaced by digital or other suitable alternative)
2	Ophthalmoscope
3	Lumbar puncture needles (disposable)
4	Pleural biopsy needles (disposable)
5	Liver biopsy needles (disposable)
6	Kidney biopsy needles (disposable)
7	Bone marrow biopsy needles (disposable)
8	Bone marrow aspiration needles (disposable)
9	X-ray viewing box
10	Flexible Video End viewing Oesophago-Gastroduodenoscope (optional)
11	Flexible Video Colonoscope (optional)
12	Flexible Video Side viewing Gastroduodenoscope for ERCP (optional)
13	Proctoscope
14	Fiber optic bronchoscope (May be shared with TB&CD)
15	Spirometer
16	Bed side cardiac monitors
17	Central Cardiac monitor Console
18	Defibrillator
19	Non-invasive B.P. Apparatus
20	Pulse oximeter
21	Equipment for Cardiac pacing
22	Ambu bag
23	Laryngoscope
24	ECG machine
25	Echocardiography machine
26	Tread mill test machine
27	Hemodialysis machine 5
28	Peritoneal dialysis catheters
29	Arterial blood gas analyzer
30	Glucometer
31	EMG and nerve conduction velocity machine
32	Fine needle aspiration needle
33	Aspiration needle
34	Endotracheal tubes
35	Invasive Mechanical Ventilator
36	Non Invasive mechanical ventilator (Maybe shared with TB and CD)
37	Nebulizer
38	Portable Suction Machine
39	Infusion pumps
40	Weighing scale
41	<i>Multimedia Projector with Screen</i>
42	Patient Examination table
43	Rubber Hammer
44	Computer

45	Torch
46	Emergency Lights
47	Upper GI endoscope (Optional)
48	Sigmoidoscope (optional)
49	Colonoscope (optional)
*50	*Haemocytometer
*51	*Light Microscope
*52	*Haemoglobinometer
*53	*Urinometer
	* Required where ward side laboratories are available

GENERAL MEDICINE WARD



PAEDIATRICS

S.No.	NAME OF THE ITEMS
1	Ambu bag and Face mask - Neonate & infant
2	Ambu bag & Face mask - Children
3	Nasal prongs
4	Nasal catheters
5	Endotracheal tubes
6	Suction apparatus
7	Suction catheters
8	Laryngoscope - Infant
9	Laryngoscope - Children
10	Oxygen Cylinder
11	Oxygen regulator
12	Oxygen Humidifiers
13	Oxygen head-box (of each size)
14	Nebulizers
15	Blood Transfusion Set
16	Intra-venous (I.V.) Drip set
17	Measure volume Set
18	Intra-venous (I.V.) Cannula (Butterfly type)
19	Intracath (different sizes)
20	Umbilical vein Catheter
21	Infant Feeding tubes
22	Three way and four way valve
	Digital Weighing machine
23	- Infant
24	- Child
25	- Neonates
26	Infantometer
27	Stadiometer
28	Measuring tape
29	Shakir's tape
30	Digital Thermometer-Oral *(Mercury based instruments to be replaced with other alternatives)
31	BP measuring Instrument with various cuff sizes - Digital (Only Non mercury alternatives to be used)
32	Bone marrow needle
33	Lumbar Puncture (L.P.) Needles
34	Pleural aspiration needle
35	Vim-Silverman liver biopsy needle
36	True Cut Renal biopsy needle
37	X-ray view box
38	Glucometer
39	Pulse Oximeter

40	CPAP machine*
41	Mechanical Ventilator (neonatal and child)
42	Radiant Warmer
43	Phototherapy unit
44	Ophthalmoscope
45	Pleural Fluid Collection Bag
46	Urine Collection Bag
47	LED phototherapy unit
48	Multimedia Projector with Screen
49	Laptop
50	Multi parameter monitors

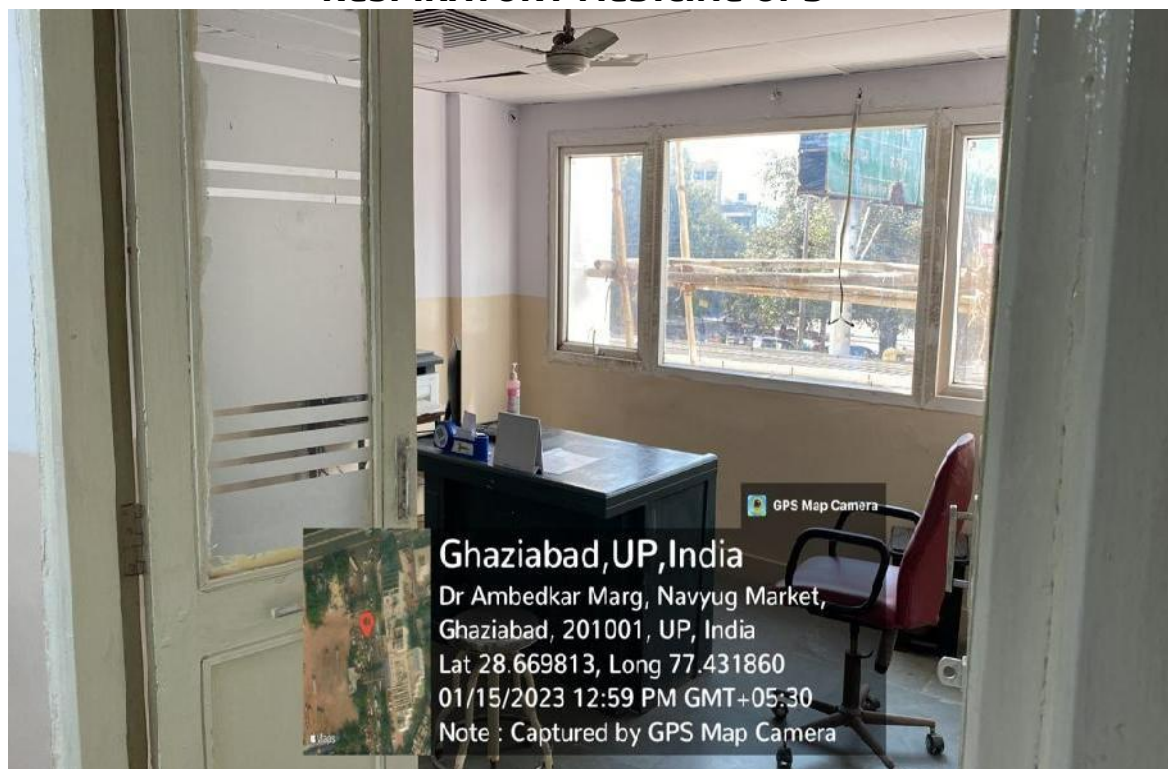
PAEDIATRICS



 **GPS Map Camera**
Ghaziabad, Uttar Pradesh, India
 1, Ambedkar Rd, Opposite Old Bus Stand, Maliwara, Nehru Nagar,
 Ghaziabad, Uttar Pradesh 201001, India
 Lat 28.669504°
 Long 77.432347°
 24/07/22 11:52 AM

RESPIRATORY MEDICINE	
S.No.	NAME OF THE ITEMS
1	Peak flow meters
2	Nebulizers
3	Intercostal Drainage Facility
4	Pleural Biopsy Needles
5	Pulse Oximeter
6	Fiber optic Bronchoscope
7	Rigid Bronchoscope
8	Pulmonary function Test machine with facility for spirometry, lung volume and diffusion capacity
9	BP Instrument (Mercury based instruments to be replaced with suitable alternatives)
10	Weighing Scale
11	Non Invasive Mechanical Ventilator
12	Height Scale
13	Multimedia Projector with Screen
14	Rigid Thoracoscope
15	Lung Biopsy Needle
16	Bipap Machine
17	Invasive Ventilator
18	NCVS
19	Sleep Study Machine (24 Machine)

RESPIRATORY MEDICINE OPD



DERMATOLOGY, VENEROLOGY & LEPROSY

S.No.	NAME OF THE ITEMS
1	Hyfrecator/ Electrosurgical instrument
2	Cryotherapy with liquid Nitrogen
3	Iontophoresis machine
4	(a) Light microscope
5	(b) Giemsa stain
6	(c) KOH smear
7	Wood's lamp
8	Multi media Projector with Screen
9	Conmed Hyfrecator 2000
10	Spinal Serves Phototherapy
11	Akira Pico Premier

DERMATOLOGY PROCEDURE ROOM



DERMATOLOGY EQUIPMENTS

Binocular Microscope



Woods Lamp



Dermatoscope (Dermlite DL4)



PSYCHIATRY

S.No.	NAME OF THE ITEMS
1	Electro Convulsive Therapy (E.C.T.) machine preferably with ECG & EEG monitoring
2	EEG Machine (may be shared with medicine department)
3	ECT machine without monitor
4	EEG machine (may be shared with medicine/neurology department)
5	Lithium analyzer (may be shared with clinical pathology department)
6	Bio feed-back instruments (sets)
7	Thin layer chromatography (for drug dependence treatment) (may be shared with other departments or in Central Research lab)
8	Alcohol breath analyzer
9	a) Projective tests
10	b) Intelligence Tests
11	c) Personality Tests
12	d) Neuro psychological tests
13	Multi media Projector with Screen

PSYCHIATRY WARD



SURGERY

S.No.	NAME OF THE ITEMS
1	Digital/Electronic BP Apparatus, Weighing Machine, Stethoscope, Height scale
2	X ray viewing box 4 in 1
3	Proctoscope
4	Operation Theatre Table
5	Operation Theatre Ceiling light
6	Pedestal lights
7	Electro-surgical cautery unit
8	Suction
9	Pulse oximeter
10	Anesthesia Equipment
11	Resuscitation kit
12	Assorted surgical instrument for minor operation sets
13	Autoclave
14	Digital/Electronic BP Apparatus, Stethoscope
15	Weighing Machine, Height scale
16	Proctoscope
17	Non invasive Multi Para Monitors
18	ECG machines
19	CC Camera for Student demonstration for OT
20	Operation Theatre Table
21	Operation Theatre Ceiling light
22	Pedestal lights
23	Electro-surgical cautery unit
24	Suction machine
25	Pulse oximeter
26	Anesthesia Equipment(as per requirement of Dept)
27	General Sets including open Urological surgery (4 for each Operation Theatre)
28	Pediatric surgical instrument set
29	Burr hole set with electric craniotome
30	Vascular set
31	Diagnostic and Operative laparoscope including one High Definition with all accessories and hand
32	Cystoscope&Resectoscope
33	Flexible Video Colonoscope
34	Flexible Video Side viewing Gastroduodenoscope for ERCP
35	Flexible Video End viewing Oesophago-Gastroduodenoscope
36	Flexible Video Sigmoidoscope
37	Flexible Video Bronchoscope
38	C-arm image intensifier
39	Operative ultrasound
40	Harmonic Scalpel
41	Assorted Open & Laparoscopic Stapling devices
42	Multimedia Projector with Screen
43	Urology Equipment
44	Laparoscopic 2
45	Neuro Surgical Microscope and Mammography Equipment


GENERAL SURGERY WARD



GENERAL SURGERY INSTRUMENTS



UROLOGY & NUROSURGERY



ORTHOPAEDICS

S.No.	NAME OF THE ITEMS
1	General instrumentation set for fracture reduction
2	Set for Hip Replacement, Spin Set
3	Set for knee replacement
4	Interlock nailing sets
5	Specific fixation sets (Proximal Humerus, Distal humerus, Intertrochanter, proximal and distal tibia, pelvic fixation, pedicle screw, lateral mass screw and ACDF for cervical spine)
6	Small Fragment and large fragment
7	External Fixator
8	Fracture reduction OT tables
9	Simple OT tables
10	Cautery machines
11	Pneumatic drill and reamer
12	Electrical drill and reamer set
13	Laminar airflow system in OT (for OT - where joint replacement surgeries are carried out)
14	C-Arm (Image Intensifier)
15	Portable X-ray Machine
16	Arthroscope
17	Multimedia Projector
18	Plaster room equipment (sets) with plastic table, Plaster cutter 2
19	Physiotherapy and occupational Therapy equipment sets
20	Movie Camera for demonstration of live operations
21	Suction System
	The OPD should have -
21	Plaster tables
22	Electric plaster cutter
23	Reflex hammer
24	Measure tape
25	Goniometer

ORTHOPAEDICS WARD



Computed Tomography Scan



Magnetic Resonance Imaging Scan



Radiograph Machine (Fixed)



Radiograph Machine (Portable)



Ultrasound Scan (FAST)



C- Arm

OPHTHALMOLOGY

S.No.	Name of the Items
1	Snellen Chart/Snellen drum with or without remote control
2	Trial set with trial frame both for adult and children
3	Automated Perimeter
4	Color vision chart -Original Ishihara
5	Near vision chart with different languages
6	Torch
7	Ophthalmoscope (Direct)
8	Streak Retinoscope
9	Indirect Ophthalmoscope
10	Slit lamp
11	Applanation tonometer
12	Keratometer
13	Synoptophore
14	Maddox Rod
15	Maddox Wing
16	Diplopia goggles
17	Gonioscope
18	Placido disc
19	Prism Bar
20	Schiotz's tonometer
21	Operating microscope with TV Unit with camera
22	Cryo Unit
23	Cataract set
24	Glaucoma set
25	DCT/ DCRR set
26	Entropion set
27	Enucleation set
28	Evisceration set
29	Squint set
30	Operation Theatre Table
31	Operation Theatre Light
	Minor O.T. should have the equipment for the removal of the foreign body, sutures, and chalazion or sty.
32	Slit lamp
33	Snellen chart/Snellen drum with or without remote control
34	Trial set with trial frame both for adult and children
35	Near vision chart with different languages
36	Torch
37	Ophthalmoscope
38	Indirect Ophthalmoscope
39	Multi media Projector with Screen
40	Non Contact tonometer
41	Nd- Tag Laser
42	OCT Retina / Ant Segment
43	Perkins Tonometer

OPHTHALMOLOGY OPD



OTORHINOLARYNGOLOGY

S.No.	NAME OF THE ITEMS
1	Sterilizer
2	Cidex instrument sterilization tray
3	Digital /Electronic BP Apparatus
4	Stethoscope
5	Thudicum/St.Clair Thomson Nasal Speculum different sizes
6	Lac's Tongue depressor different sizes
7	Laryngeal mirrors different sizes
8	Nasopharyngeal mirrors different sizes
9	Aural speculum different sizes
10	Ear Suction different sizes
11	Nasal Suction different sizes
12	Suction apparatus
13	Siegel's speculum
14	Tuning fork (512 Hz)
15	Tuning fork (256 Hz)
16	Tuning fork (1024 Hz)
17	Otoscope with halogen bulb, rechargeable battery and Siegle attachment
18	Bayonet forceps
19	Bulls lamp
20	Head Mirror
21	Head Light With LED/Halogen lamp
22	Jobson Horne probe
23	Instrument tray
24	Kidney tray
25	The OPDs should have Otoendoscope, Nasalendoscope, Laryngeal telescope with camera, monitor and light source for teaching purposes (1 Unit of the above may be placed either in Minor OT or Endoscopy room or in the OPD in the Consultant Chamber)
26	Optional- One treatment unit may be placed in the Consultant Chamber in the OPD which will facilitate and replace the instruments required in that room for examination purposes and help in teaching clinical skills.
27	Four sets consisting of the instruments required in the OPD should be kept in the ward for teaching purposes and for examination time.
28	One mobile spotlight, One Tracheostomy set should be placed in the ward.
29	The ward side room/emergency treatment room should have a mobile spotlight.
	The OTs should be equipped with the requisite equipment for anaesthesia, cautery machines, suction machines and general operative sets.
	(a) Tonsillectomy and adenoidectomy set - 2 sets, each consisting of
30	Biopod
31	Boyle-Davis mouth gag with difference size blades
32	Tonsil holding forceps
33	Tonsil dissector and pillar retractor
34	Waugh's tenaculum forceps: plain and tooth

35	Tonsil snare
36	Burkit artery forceps
37	Wilson's double curved artery forceps
38	Negus artery forceps
39	Tonsil scissors
40	Adenotome
41	Adenoid curette with and without cage
42	Yankaueroropharyngeal suction (disposable)
43	Asch forceps
44	Walsham forceps
45	St.Vlair Thompson Nasal Speculum
46	Killian Long bladed Nasal speculum
47	Nasal dressing forceps
48	Knife handle
49	Killian's nasal speculum
50	Freer elevator
51	Howarth elevator
52	Cottle elevator
53	Sickle knife
54	Ballenger's swivel knife
55	Luc tissue cutting forceps
56	Takahashi forceps
57	Fish tail (bayonet shape) gouge
58	Nasal mallet
59	Rigid nasal endoscope 0 degree,4 mm and 2.7 mm size
60	Rigid nasal endoscope 30 degree, 4 mm and 2.7 mm size
61	Light source and light cable
62	Endoscopic Camera with suitable display with recording & archiving facility. (with High Definition Camera)
63	Sickle knife
64	Retrograde punch
65	Blakesley forceps - straight 1and upturn
66	Nasal suction cannula different sizes
67	Double curved suction cannula different sizes
68	Sinus probe and curette
69	Lacrimal probes for endoscopic DCR (optional)
70	General Fess Instruments
71	Anterior commissure laryngoscope for adult and pediatric sizes
72	Laryngoscope for adult and pediatric sizes
73	Negus laryngoscope
74	Light source
75	Light cable
76	Biopsy forceps
77	Foreign body removal forceps
78	Laryngeal suction
79	Kleinsasser's laryngoscope

80	Fibreoptic lighting system
81	Suspension system for Laryngoscope
82	Microlaryngeal cup forceps
83	Microlaryngeal Scissors
84	Graft knife
85	Graft scissors
86	Graft press
87	Aural speculum
88	Rosen first incision knife
89	Curette
90	Drum elevator
91	Blunt elevator
92	Sickle knife
93	Ball probe
94	Micro suction Cannula with thumb adaptor
95	Ear granulation forceps straight, up turn and side turn
96	Graft forceps
97	Mallet
98	Gouge (different sizes)
99	Knife handle
100	Mosquito artery forceps
101	Cat's paw retractor
102	Endaural retractor/post aural retractor for right and left ear
103	Electric drill (motor, hand piece and burrs)
104	Mastoid seeker
105	Aditus seeker
106	Malleus head nipper
107	Suction cannula with adapter for thumb control
108	Ear granulation forceps straight, up turn and side turn
109	Pick-straight
110	70 Angled
111	Perforator
112	Measuring rod
113	Prosthesis crimper
114	Oesophagoscopes sizes for different age group
115	Light source and cable
116	Biopsy forceps
117	Foreign body removal forceps
118	Suction cannula
119	Oesophageal dilators
120	Bronchoscopes different sizes for different age groups
121	Light source and cable
122	Biopsy forceps
123	Foreign body removal forceps
124	Peanut forceps
125	Suction cannula

126	Needle holder
127	Bard Parker knife handle
128	Ribbon right angled retractors
129	Curved arteries
130	Straight arteries
131	Cricoid hook
132	Tracheal dilator
133	Doyen mouth gag
134	Jenin's mouth gag
135	Knife handle
136	Adson's tissue holding forceps toothed
137	Adson's tissue holding forceps plain
138	Mayo scissors different sizes
139	Mosquito curved artery forceps
140	Curved artery forceps
141	Ellis tissue forceps
142	Babcock tissue forceps
143	Cat's paw retractors
144	Right angle retractors
145	Skin hook single
146	Skin hooks double
147	Needle holder different sizes
148	Thread cutting scissors
149	Laryngoscope - Anterior Commissure
150	Negus
151	Lighting system
152	Biopsy forceps
153	Foreign body removal forceps
154	Aural speculum
155	Suction cannula
156	Aural cup forceps
157	St Clair Thompson nasal speculum different sizes
158	Nasal packing forceps
159	Nasal suction cannula
160	Higginson syringe
161	Sterilizer
162	Aural Syringe
163	Tracheostomy set
164	Intubation set
165	Bowls, kidney treys, towel clips, sponge holding forceps and Cheatle forceps
166	Operating microscope for major Operation Theatre (with camera attachment & monitor for teaching and recording)
167	Electrocautery Unit
168	Spot Mobile Light
169	Basic OT table
170	Operating microscope for minor Operation Theatre
171	Puretone audiometer

172	Brainstem evoked response audiometer with ASSR
173	OAE Impedance audiometer (With sound treated air-conditioned room for audiometry)
174	Multimedia Projector with Screen
175	Flexible nasopharyngolaryngoscope
176	Electronystagmograph(Optional)
177	Brainstem evoked response audiometer
178	Goggles, plastic apron, gloves for examination of patients with biohazard (HIV & AU +ve)

ENT (OTORHINOLARYNGOLOGY)



LIBRARY AND MUSEUM



CONSULTING ROOM



TEMPORAL BONE LAB



DEMO ROOM



MINOR OT



SEMINAR ROOM



UPPER AERO-DIEGSTIVE
ENDOSCOPY



ENDOSCOPES



DIAGNOSTIC-TREATMENT
UNIT

OBSTETRICS & GYNAECOLOGY

S.No.	NAME OF THE ITEMS
1	Speculums and retractors
2	EA + ECC sets
3	Cytology bottle
4	Microscope
5	MR Syringes
6	Colposcope
7	Cryo/electro cautery apparatus
8	Simple fetal Doppler
9	NST machine
10	Stitch removal sets
11	Dressing sets
12	Ultrasound machine
13	Weighing machine
14	Height scale
15	View box
16	Digital/ Electronic Blood Pressure apparatus, measuring tapes, gloves, syringes, needles, torch
17	Resuscitation tray (Laryngoscope, ET tube, Ambu bag, suction catheter)
18	Suction machine
19	Hysterosalphigogram Cannula
20	PCT forceps
21	Ayer's spatula
22	Abdominal Hysterectomy set (Artery forceps, scissors, scalpel, Allis's kelly's clamp, Babcock forceps, thumb forceps, Harington & Richardson retractors.)
23	Vaginal Hysterectomy set
24	Scalpel, scissors, metal catheter, Sim's, Speculum volsellum, Kelly's clamps, right angle retractor, arteries, Allis, uterine sound, bladder sound.
25	Tuboplasty set
26	Myomectomy instruments (Myoma screw, Boney's clamp)
27	Diagnostic laparoscopy set
28	Operating laparoscopy set including one with HD with all accessories & hand instruments.
29	Laparocator for tubal ligation
30	Operative Hysteroscopy set
31	Electronic Carbondioxideinsuffator/ Insuffator basic unit
32	Resectoscope
33	Hysteromat
34	Operative microscope
35	Electrocautery
(C)	Labour Room
36	Delivery sets
37	Digital/ Electronic B.P. Apparatus
38	Weighing machine
39	Fetal Doppler

40	Cardiotocogram machine
41	Portable ultrasound
42	High suction machine
43	Resuscitation tray
44	Oxytocin infusion pumps
45	Multichannel monitors
46	Doll and Dummy
47	Female Pelvis
48	Gross specimens
49	X-ray/US films
50	View box
51	Multimedia Projector with Screen
52	Set of instruments for teaching purpose
53	Cervical biopsy set
54	MTP set
55	D&C set
56	IUCD insertion/removal set
57	High suction machine
58	Resuscitation tray
59	E.B. set
60	Operation Theatre table, Operation Theatre lights, Central O2 and suction
61	Set for LSCS
62	D&C set
63	MTP set
64	High suction machine
65	Cervical exploration set
66	Uterine packing forceps
67	Abdominal hysterectomy set
68	Diagnostic laparoscopy set
69	Postpartum ligation
70	Outlet forceps
71	Low mid cavity forceps/Keilland forceps
72	Vacuum Extractor and suction machine
73	Resuscitation tray
74	Infusion Pump
75	EB set
76	Laparocator for tubal ligation
77	Operation Theatre table, Operation Theatre lights, Central O2 and suction
78	Blood Pressure Apparatus (Digital/Electronic)
79	Weighing machine
80	Height scale
81	Speculum and retractors
82	Glucometer
83	Microscope
84	Suture removal sets
85	Dressing sets

86	Ultrasound
87	Cutdown sets
88	CTG machine
89	Suction machine
90	Resuscitation tray
91	X ray View box
92	Central O2 and suction
93	Ultrasound machine with Doppler/Vaginal probe/facilities for Interventional procedure
94	Oxytocin infusion pumps
95	Multichannel Monitor with ECG, BP, HR, Pulse oximeter for high risk pregnant patients (eclampsia, heart diseases etc.)
96	Fetal Monitor for Antepartum Surveillance
97	Multimedia Projector with Screen

OBSTETRICS & GYNAECOLOGY LABOUR ROOM



ANAESTHESIOLOGY**S.No. NAME OF THE ITEMS****(A) OPD Anesthesia Clinic**

- | | |
|---|--|
| 1 | Patient examination table |
| 2 | Blood Pressure Instrument (Non-invasive) |
| 3 | Height Measurement Scale |
| 4 | Weighing machine |

(B) Operation Theatre

- | | |
|----|--|
| 5 | Anesthesia machine and accessories like laryngoscope, all size endotracheal tubes, nasal and oral airways, Magill's forceps, |
| 6 | Multipara monitor- with P, NIBP, ECG facility, SpO2 |
| 7 | Electrical Suction apparatus |
| 8 | LMA / PLMA of all sizes |
| 9 | Spinal epidural set |
| 10 | EtCO2 monitor |
| 11 | Defibrillator |
| 12 | Mechanical ventilator Separate or with anesthesia machine |
| 13 | Fibre optic bronchoscope |
| 14 | USG machine (Desirable) |
| 15 | PNS (Desirable) |
| 16 | Resuscitation equipment (CPR)- Ambu bag with face mask |
| 17 | a) Adult Manikin |
| 18 | b) Pediatric Manikin |
| 19 | Multimedia Projector with screen |
| 20 | Computer with Printer & Scanner |
| 21 | Photocopier |
| 22 | High definition TV |

(C) Postoperative Recovery Room

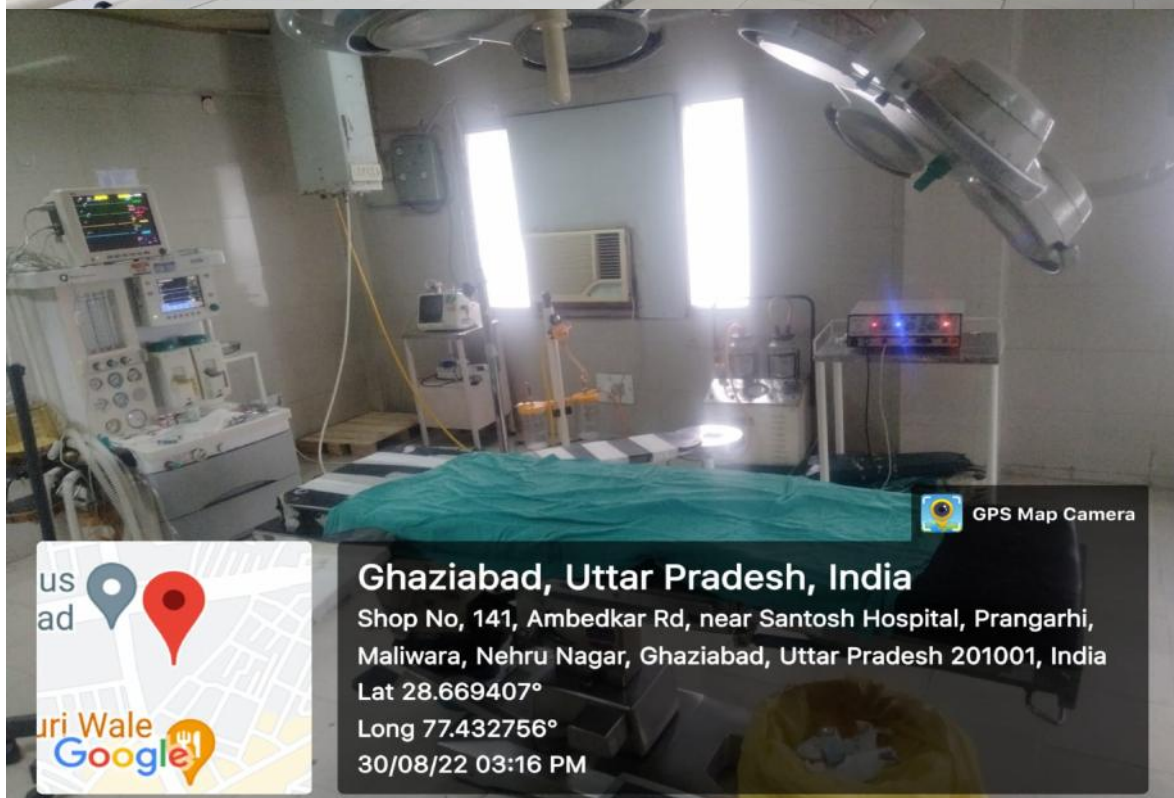
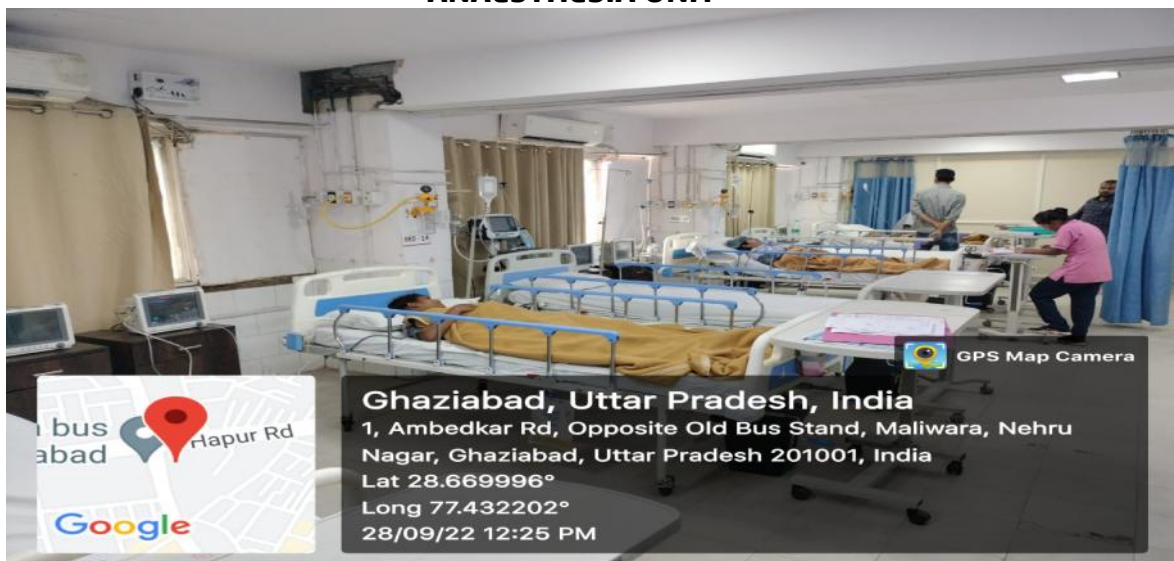
- | | |
|----|--|
| 23 | Oxygen therapy unit |
| 24 | Blood Pressure Monitor (digital/Electronic) |
| 25 | Pulse oximeter |
| 26 | E.C.G. Monitor |
| 27 | Suction Machine |
| 28 | Provision for resuscitation equipment and CPR Algorithms |
| 29 | Airway crash cart |
| 30 | ABG machine (Optional) |
| 31 | Side lab for emergency investigations (Optional) |
| 32 | TOF monitor (PNS) (Optional) |

(D) Pain Clinic

- | | |
|----|--|
| 33 | Radio frequency ablation machine |
| 34 | Fluoroscopy machine (e-ARM)(may be shared with other department) |
| 35 | Ultrasound machine |
| 36 | Patients controlled analgesia system (portable) |
| 37 | Styleted Epidural catheter |
| 38 | Rac's catheters |
| 39 | Intrathecal infusion pumps |

40	Pain assessment chart
41	OT Table fluoroscopy compatible
42	Nerve locator
43	Computer
44	Anodyne Machine (Optional) (For diabetic foot care)
45	Transcutaneous Electric Nerve Stimulating Machine (optional)
46	Anesthetic machine with resuscitation equipment
47	Crash cart
48	Monitors for vital signs (NIBP, P.R, ECG, SPO2, Temperature, R.R)
49	Nerve stimulator
50	18 G epidural needle
51	Multimedia Projector with screen

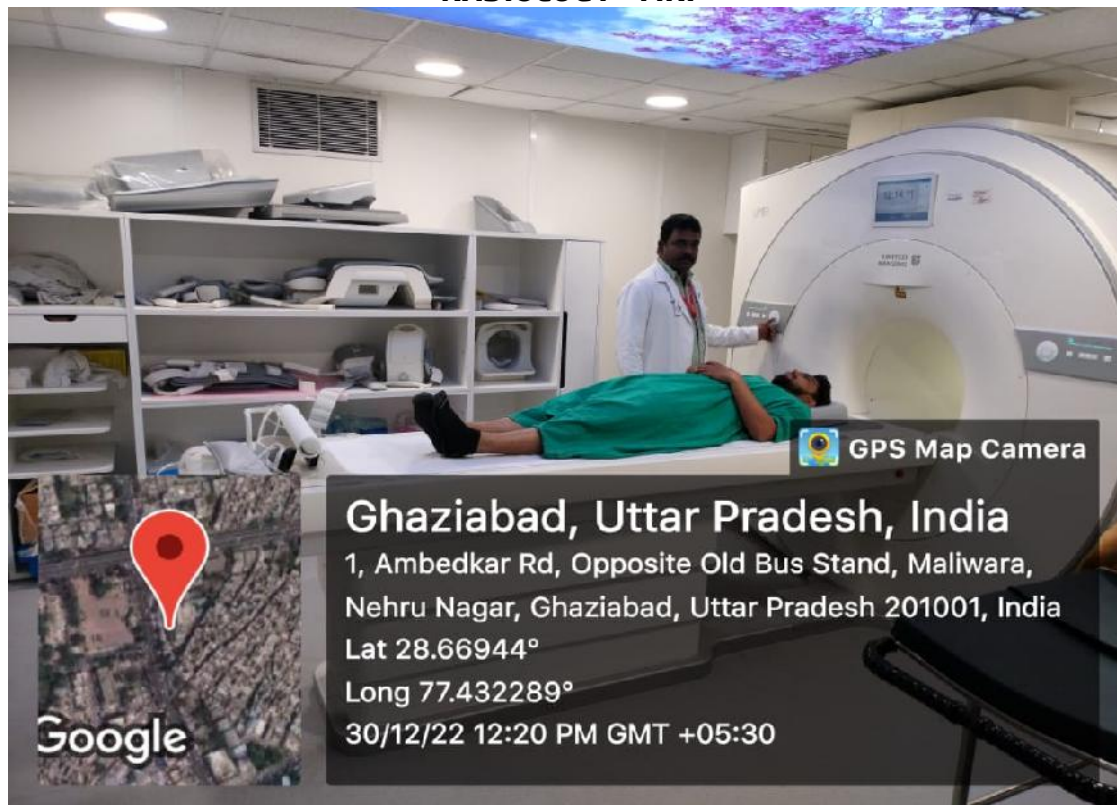
ANAESTHESIA UNIT



RADIO-DIAGNOSIS

S.No.	NAME OF THE ITEMS
1	Conventional X-ray Unit for routine X ray 300 mA, 500mA, 800mA (with IITV) - 1 each
2	CR system
3.	DR System
3	a) 60 mA
4	b) 100mA
5	Ultrasonography equipment and color Doppler (Additional unit independently for OBGY).
6	CT
7	Mammography
8	MRI
9	Multimedia Projector with Screen
	laryngoscope, all size endotracheal tubes, nasal and oral airways, Magill's forceps , LMA / PLMA of all sizes, Electrical suction apparatus
10	C ARM

RADIOLOGY - MRI



RADIOLOGY - USG



RADIOLOGY - CT CONSOLE



RADIOLOGY - XRAY



EMERGENCY MEDICINE

Name of the Equipment	No.
Central oxygen and suction points	30
Cardiac monitors (with EtCO ₂ facility) with appropriate accessories for all age groups -including neonates, infants, children adolescents and adults	10
Cardiac monitors (for NIBP, Oxygen saturation and heart rate): (2 have additional pulse oximeter probes and Blood pressure cuffs for neonates, infants, children and adolescents	15
Pulse oximeter with probes for all age groups including neonates, infants, children and adolescents	2
Defibrillator with external pacer (with additional attachments / paddles for pediatric age group)	2
ECG machine (12 lead)	2
ICU ventilators (universal ventilators with facility to ventilate neonates and children also)	10
Transport ventilators (with facility of deliver tidal volume as low as 50 mL and have pressure control mode)	2
HHHFNC (heated humidified high - flow nasal cannula) with circuits and interfaces for all age groups (neonates, infants, children, adolescents and adults)	2
Trolleys/ fowler beds	3
infusion pumps	35
Portable ultrasound with multiple probes including ECHO probe (including probes for pediatric/infant evaluation)	2

Portable X-ray unit	2
Resuscitation cart	3
Artificial self -inflating breathing bag	4
Laryngoscope with all sized blades (straight and curved) including sizes for neonates, infants and children	4
Point -of - care laboratory for quantitative estimation of cardiac enzymes, ABG and electrolytes	1 Each
Oxygen cylinders	4
Portable suction machines	4
Ultrasonic nebulizers	4
Spine boards with slings and scotch tape of all sizes	2
splints for all types of fractures	Adequate
Basic equipment for suturing and wound care	Adequate
Glucometer	2
ACLS , BLS and Airways mannequins (child and adult)	1 Each
Suturing mannequin	1
Infant radiant warmer with bassinet	2
Blood and Fluid warmer	1
Electric warming blanket	1
Rapid autoclave machine	1
Labor cot	1




PROSTHODONTICS AND CROWN & BRIDGE

S.No	Name of the Equipment
1.	
2.	Semi adjustable articulator
3.	Extra oral/intra oral tracer
4.	Dewaxing unit
5.	Curing unit
6.	Dental casting machine
7.	Wax burnout furnace
8.	Pre heating furnace
9.	Surveying unit
10.	Heavy duty hand piece
11.	Autoclave
12.	Needle burner with syringe cutter
13.	CAD CAM
14.	LAB
15.	Plaster Dispenser
16.	Model Trimmer with Carborandum Disc
17.	Model Trimmer with Diamond Disc
18.	Acrylizer
19.	Lathe
20.	Flask press
21.	Deflasking unit
22.	Dewaxing unit
23.	Hydraulic Press
24.	Mechanical Press
25.	Vacuum mixing machine
26.	Curing pressure pot
27.	Hot water sterilizer Geyser Phantom heads Pre-clinical working tables
28.	NAME
29.	Plaster Dispensor
30.	Duplicator
31.	Pindex System
32.	Circular saw
33.	Burn out furnace
34.	Sandblasting machine
35.	Electro-polisher
36.	Model Trimmer with Carborandum disc
37.	Model Trimmer with Diamond disc
38.	Induction casting machine
39.	Programmable porcelain furnace with vacuum pump with instrument kit and material kit
40.	Spot welder with soldering, attachment of cable
41.	Vacuum mixing machine
42.	Steam Cleaner
43.	Spindle Grinder 24,000 RPM with vacuum suction
44.	Wax heater
45.	Wax carver

46.	Curing pressure pot
47.	Milling machine
48.	Heavy duty lathe with suction
49.	Preheating furnace
50.	Palatal trimmer
51.	Ultrasonic cleaner
52.	Composite curing unit
53.	Micro surveyor
54.	Plaster dispenser
55.	Vibrator
56.	Lathe
57.	Model Trimmer
58.	Carborandum Disc
59.	Diamond disc

PROSTHODONTICS AND CROWN & BRIDGE FACILITY



Under-Graduate Clinics

Post-Graduate Clinics

CONSERVATIVE DENTISTRY AND ENDODONTICS

S.No	NAME
1.	Dental Chairs and Units
2.	Rubber dam kits
3.	Restorative instruments kits
4.	R.C.T. instrument kits
5.	Autoclaves
6.	Ultrasonic cleaner
7.	Needle burner with syringe cutter
8.	Amalgamator
9.	Pulp Tester-Digital
10.	Apex Locator
11.	Glass bead sterilizers
12.	Plaster dispensers
13.	Vibrator
14.	Intra-oral X-ray Unit
15.	Automatic Developer
16.	Radiovisiography
17.	Endo motor
18.	Bleaching unit
19.	Magnification loops
20.	Injectable gutta percha
21.	CAD CAM
22.	PHANTOM LAB UNIT
23.	Plaster Dispenser
24.	Model Trimmer
25.	Lathe
26.	Lab Micromotor
27.	Ultrasonic cleaner
28.	Spindle Grinder
29.	Vibrator
30.	Burnout furnace
31.	Porcelain furnace
32.	Sandblasting Machine
33.	Lab Airrotor
34.	Pindex System
35.	Circular saw
36.	Vacuum mixer
37.	Pneumatic chisel
38.	Casting machine
39.	Ceramic Unit

CONSERVATIVE DENTISTRY & ENDODONTICS FACILITY



ORAL PATHOLOGY AND ORAL MICROBIOLOGY

S.No	NAME OF THE EQUIPMENT
1.	Dental Chairs and Units
2.	Slides
3.	Slides Boxes
4.	Microscopes
5.	Microtome
6.	Wax bath
7.	Water bath
8.	Knife sharpner
9.	Hot plate
10.	Spencer knife
11.	Adequate slides projection system

ORAL PATHOLOGY & MICROBIOLOGY LAB




ORAL & MAXILLOFACIAL SURGERY

S.No	NAME OF THE EQUIPMENT
12.	Dental Chairs and Units
13.	Autoclaves
14.	Ultrasonic Cleaner
15.	Needle burner with syringe cutter
16.	Extraction forceps sets
17.	Dental elevators
18.	Minor Oral surgery kits
19.	Emergency drugs tray
20.	X-ray viewers
21.	Pulse Oxymeter
22.	BP appartus
23.	Stethoscope
24.	Thermometer
25.	Glucometer
26.	Oxygen cylinder
27.	Oxygen mask adult
28.	Oxygen mask Pedo
29.	Impaction kit
30.	Lab micromotor with handpiece
31.	Trauma kit
32.	High volume suction
33.	Surgical straight hand piece
34.	Dental Chairs and Units

ORAL & MAXILLOFACIAL SURGERY FACILITY



 GPS Map Camera



Ghaziabad, Uttar Pradesh, India


171, Sector 12, Block- K, Pratap Vihar, Ghaziabad, Uttar Pradesh 201009, India

Lat 28.647349°

Long 77.408376°

25/02/23 10:15 AM GMT +05:30



 GPS Map Camera



Ghaziabad, Uttar Pradesh, India

171, Sector 12, Block- K, Pratap Vihar, Ghaziabad, Uttar Pradesh 201009, India

Lat 28.647296°

Long 77.408283°

25/02/23 10:16 AM GMT +05:30

PERIODONTOLOGY

S.No	Name of the Equipments
1.	Dental Chairs and Units
2.	Surgical instrument sets
3.	Autoclave
4.	Ultrasonic Cleaner
5.	Electro surgical cautery
6.	Needle burner with syringe cutter
7.	Laser
8.	Physio dispenser with implant kit
9.	X-ray Viewer (Extra Oral)
10.	Hand scaler Supra gingival
11.	Hand scaler Sub gingival
12.	Set of curettes
13.	Electro cautery Kit
14.	Periodontal Surgical Kit

PERIODONTICS FACILITY



ORTHODONTICS

S.No	Name of the Equipments
1.	Dental Chairs and Units
2.	Unit mount scaler
3.	Autoclave
4.	Ultrasonic Cleaner
5.	ORTHO LAB
6.	Plaster dispenser
7.	Vibrator
8.	Model Trimmer
9.	Micromotor -
10.	Lathe
11.	X-ray viewers
12.	OPG with cephalostat
13.	Welders
14.	Blue Torch
15.	Base Formers
16.	Typodont
17.	Set of Pliers
18.	Welder with soldering attachments
19.	Hydro solder
20.	Typhodont articulator
21.	Pressure moulding machine
22.	Soldering torch
23.	Spot Welder

ORTHODONTICS FACILITY



ORTHODONTICS



PAEDIATRIC AND PREVENTIVE DENTISTRY

S.No	NAME
1.	Dental Chairs and Units
2.	Autoclaves
3.	Ultrasonic cleaner
4.	Needle Burner with syringe cutter
5.	Amalgamator
6.	Pulp Tester-Digital
7.	Rubber dam kit for pedo
8.	Apex locator
9.	Endo motor
10.	Injectable gutta percha with condensation
11.	Radiovisiography
12.	Intra Oral Camera
13.	Scaling instruments
14.	Restorative instruments
15.	Extraction forceps
16.	Intra-oral X-ray
17.	RCT Instruments Kits
18.	Automatic Developer
19.	Plaster dispenser
20.	Model Trimmer
21.	Model Trimmer
22.	Welder with soldering attachments
23.	Vibrator

24.	Lab micro motor
25.	Dental Lathe
26.	Steam cleaner
27.	Pressure moulding machine

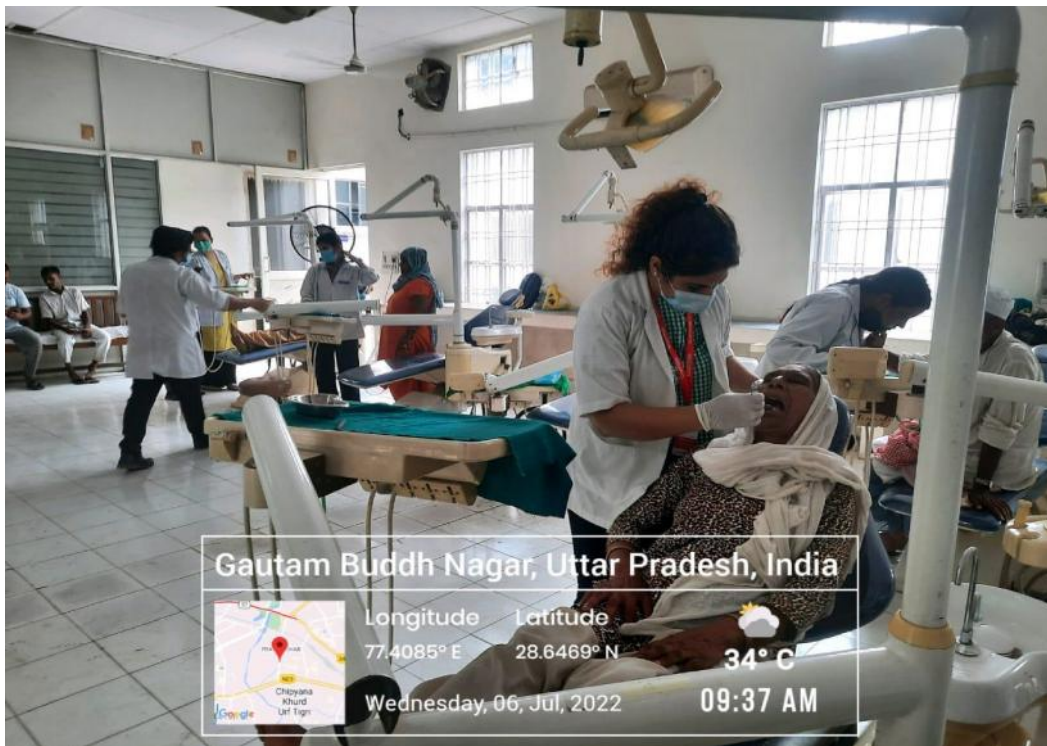
PAEDIATRICS & PREVENTIVE DENTISTRY FACILITY



ORAL MEDICINE AND RADIOLOGY

S.No	NAME OF THE EQUIPMENT
1.	Dental Chairs and Units
2.	Panoramic X-Ray with Cephalometric
3.	Intra Oral X-ray Unit
4.	Pulp testers
5.	Automatic periapical X-ray Developer
6.	Automatic Panoramic with Cephalometric X-ray Developer
7.	X-ray viewer
8.	Radiovisiography with Intra Oral Camera
9.	General X-ray Unit
10.	Automatic Developers/ <i>Dark Room</i>
11.	Lead Aprons
12.	Lead Gloves
13.	Lead collar
14.	X-ray Hangers
15.	Diagnostic Kits
16.	<i>Lead Screen</i>
17.	<i>Biopsy Kit</i>
18.	Autoclave
19.	Needle Burner with Syringe Cutter
20.	CBCT
21.	Diagnostic kit
22.	Biopsy Kit
23.	Sailography equipment & Kit

ORAL MEDICINE & RADIOLOGY FACILITY



PUBLIC HEALTH DENTISTRY

S.No	NAME
1.	Dental Chairs and Units
2.	Autoclaves
3.	Ultrasonic cleaner
4.	Needle burner with syringe cutter
5.	MOBILE CLINIC
6.	Mobile dental van
7.	Dental chair with unit
8.	Autoclaves
9.	Intraoral x-ray
10.	Glass bead sterilizers
11.	Compressor
12.	Metal Cabinet
13.	Portable dental chair
14.	Stabilizer
15.	Generator
16.	Water tank
17.	Oxygen cylinder
18.	Public address system
19.	TV and video cassette player
20.	Demonstration models

PUBLIC HEALTH DENTISTRY



CONSCIOUS SEDATION FACILITY



MOBILE DENTAL CLINIC



AMBULANCE



PATIENT CARE





Teaching Learning



Research



SANTOSH

Deemed to be University